

**THE WOODFORD FOUNDATION
FINANCIAL STATEMENTS
30 SEPTEMBER 2013**



woodford

Charity Number 1105958

CAERWYN JONES
Chartered Accountants
Emstrey House
Shrewsbury Business Park
Shrewsbury
Shropshire
SY2 6LG

THE WOODFORD FOUNDATION

FINANCIAL STATEMENTS

PERIOD FROM 1 APRIL 2012 TO 30 SEPTEMBER 2013

CONTENTS	PAGE
Trustees Annual Report	1
Independent examiner's report to the trustees	9
Statement of financial activities	11
Balance sheet	12
Notes to the financial statements	13
The following pages do not form part of the financial statements	
Detailed statement of financial activities	19

THE WOODFORD FOUNDATION

TRUSTEES ANNUAL REPORT

PERIOD FROM 1 APRIL 2012 TO 30 SEPTEMBER 2013

The trustees present their report and the unaudited financial statements of the charity for the period from 1 April 2012 to 30 September 2013.

REFERENCE AND ADMINISTRATIVE DETAILS

Registered charity name The Woodford Foundation

Charity registration number 1105958

Principal office 9 College Hill
Shrewsbury
Shropshire
SY1 1LZ

The trustees

The trustees who served the charity during the period were as follows:

Rod Clark (Chairman)
Margaret 'Rita' Hopper
Martin James
Thomas Memery

Independent examiner

D C Blofield BSc FCA
Emstrey House
Shrewsbury Business Park
Shrewsbury
Shropshire
SY2 6LG

Bankers

The Co-operative Bank Plc
PO Box 250
Skelmersdale
Lancashire
WN8 6WT

THE WOODFORD FOUNDATION

TRUSTEES ANNUAL REPORT *(continued)*

PERIOD FROM 1 APRIL 2012 TO 30 SEPTEMBER 2013

STRUCTURE, GOVERNANCE AND MANAGEMENT

Trustees

The trustees are the group of people charged with the governance of the charity. During the year no Trustee had any financial interest in the charity.

Method of appointment or election of trustees

The charity's board appoints the trustees of the charity. The Board meets at least three times a year. The Woodford board, in appointing trustees, will ensure that the board contains trustees with adequate business, compliance and other relevant expertise. Woodford has a defined procedure to appoint new trustees that involves an application, interview and attendance as observer at a Trustees meeting.

Policies adopted for the induction and training of trustees

There is a Trustee Induction Policy in place to ensure that all trustees have adequate knowledge of their duties and responsibilities.

Governing document

The Charity is constituted according to a Trust Deed dated 12 June 2004 which was modified on 2 September 2004.

Organisational structure

To oversee the operation of the charity, the board of Trustees employs a small management and administration team.

Volunteers

The organisation acknowledges with gratitude the work of its staff and that of its volunteers in both areas of fundraising and operations and programme work. Woodford only started to work closely with volunteers in the later stages of this financial year and therefore their financial impact has been relatively small, however their growing involvement and contribution means that they are becoming an integral part of the working structure of the charity.

Charities with common objectives

The objectives of The Woodford Foundation are administered in Scotland by The Woodford Foundation Scotland, Charity Number SCO38333. The Anderweg Mediterranean Trust is a charity administered by The Woodford Foundation in Scotland.

Financial risk management objectives and policies

The trustees have reviewed the major risks to which the charity is exposed and systems have been established to mitigate those risks. A risk assessment working group meets regularly.

THE WOODFORD FOUNDATION

TRUSTEES ANNUAL REPORT *(continued)*

PERIOD FROM 1 APRIL 2012 TO 30 SEPTEMBER 2013

OBJECTIVES AND ACTIVITIES

A New Dawn

In October 2013 the Woodford Foundation amalgamated with the Shropshire Deafness Association (Charity Number: 1028312) and formed Signal, Sensory Impairment Globally Nationally and Locally (Charity Number: 1151615). This new venture as Signal marks a drive forward to support and develop initiatives to build deaf friendly communities, both in the UK and overseas.

Vision

Woodford envisaged a world in which children and young people who have sensory impairments are full and active participants in their families and communities.

History and Mission

The Woodford Foundation was established in 2004, by a group of individuals passionate about supporting the needs of young deaf people around the world. Through the determination and dedication of this group of trustees, the staff, volunteers and supporters, the Woodford Foundation has grown from strength to strength. We evolved from an entirely voluntary organisation in 2004, to an organisation with a fulltime staff and projects and programmes in a number of different sub-Saharan African countries.

The Woodford Foundation's mission was to support and empower deaf and deafblind children, young people and their families in income-poor countries by: - enabling greater access to education and vocational training; - working with government and civil society to develop improved services; - supporting community-based initiatives which empower;- supporting the development of self-worth, dignity and respect.

Our Approaches

Woodford's development model is based on four cornerstones which interlink together to maximise the impact of our interventions: Sustainability; Participatory; Holistic and Beneficiary Focused. By working in this way we ultimately aim to effectively work ourselves out of a job, where we are no longer needed to undertake interventions in the same locations as long term, positive change will have occurred.

Sustainability

Sustainability is an integral element of all the work that we undertake from short small scale projects to long term country wide programmes. We aim to facilitate results which have permanent value to deaf children and young people, their families and communities.

All project and programme planning which we undertake looks at the long term objectives and builds frameworks which ensure that the chances of durable and sustainable change is prioritised above short term goals.

Participatory

The participation of the beneficiary groups and stakeholders in the short, medium and long term design and implementation of the work we do is essential. We aspire to place the participation of deaf children and young people at the core of all the work we undertake. We do however recognise that due to the linguistic and language acquisition issues which impact on the lives of so many deaf people, this is not always possible which is why we work so closely with those other people who can have positive impact on their lives. Families, teachers, community representatives, health workers, employers and government officials at every level are key stakeholders and can help to dramatically alter the lives of this marginalised group.

THE WOODFORD FOUNDATION

TRUSTEES ANNUAL REPORT *(continued)*

PERIOD FROM 1 APRIL 2012 TO 30 SEPTEMBER 2013

By engaging with local stakeholders this can ensure that maximum buy-in is obtained for our interventions and these interventions are contextually relevant to the local conditions and culture and not directed by external bodies. This involvement is essential as it enables and empowers local community ownership, engagement and empowerment to make change long after the lifetime of the projects and programmes.

Beneficiary Focused

Woodford believes that it is always important to maintain a focus on the children and young people we aim to benefit. We endeavour to promote a child-centred development process where the deaf children, their families and the communities where they live are owners and instigators of the development process. Our work is underpinned by the principles of both the UN Convention on the Rights of the Child and the UN Convention on the Rights of Persons with Disabilities. We focus on the non-discriminatory principle that all rights apply to all children without exception.

Public benefit report

We have referred to the guidance contained in the Charity Commission's general guidance on public benefit when reviewing our aims and objectives and in planning our future activities.

THE WOODFORD FOUNDATION

TRUSTEES ANNUAL REPORT *(continued)*

PERIOD FROM 1 APRIL 2012 TO 30 SEPTEMBER 2013

ACHIEVEMENTS AND PERFORMANCE

Charitable operational activity has also increased considerably during this period.

Tanzania: Woodford has been active in Tanzania for the last nine years, working with UWAVIKA, an association of Parents of Deaf Children, and the UK charity ChildReach International to find ways to improve educational access and achievements for deaf young people in the Kilimanjaro region.

Together with UWAVIKA, Woodford has helped to construct the first ever Vocational Training Centre solely for the Deaf (VTCD) in Tanzania. In June 2010 the first students were enrolled and began officially accredited classes in Business Studies, Carpentry and Tailoring. 12 students were enrolled for the first year, which was the number agreed upon by all stakeholders.

Since 2009 Woodford and UWAVIKA have partnered with the UK charity Childreach International to provide administrative and management support for the fledgling VTCD, to assist as they work towards self-sustainability.

In 2012 the first students graduated from the VTCD. This marked a huge achievement in the development of services and education for deaf people in Tanzania. Students from the VTCD represented three of the top four places in the district for vocational qualification achievements. This has put the VTCD on the map as a vocational centre of excellence.

Uganda: Woodford's operations in Uganda began in early 2009, when we collaborated with the UK based charity SignHealth UK, which primarily works on general and mental health issues for deaf people. The partnership has developed so that operations have now started in Uganda. SignHealth Uganda opened in May 2009, with a mandate to partner and develop services for deaf people throughout the country.

This year has marked an important development in the operations in Uganda as the first ever official pre-school for the deaf, linked to the Uganda School for the Deaf, was opened as part of Woodford and SignHealth's Early Childhood Development (ECD) programme. This programme looks to bridge the gap which exists for so many deaf children before they enter primary school. Often unable to communicate with any formal language these deaf children are given the assistance they need to start to learn in a positive learning environment. The first graduates of this programme have now moved onto primary school, where they are reported to be doing well.

Our projects in Uganda have also encompassed working with parents and families with deaf members, working to improve awareness levels and communication.

In addition new areas of operations have started to build programmes to help deaf people combat the problems and issues related to HIV/AIDS, which are often compounded due to poor communication and education levels of deaf people.

Malawi: This year has been busy with the continued operations of both the Scottish Government and Comic Relief funded projects. The focus of these initiatives have been to help to find and assess hearing impaired children of school going age and then work with these children, their parents, teachers and community representatives to encourage attendance, retention and academic improvement so that these deaf children are given assistance to achieve on a par with their hearing peers.

THE WOODFORD FOUNDATION

TRUSTEES ANNUAL REPORT *(continued)*

PERIOD FROM 1 APRIL 2012 TO 30 SEPTEMBER 2013

Achievements in this period have been:

- Over 1,100 children identified as hearing impaired following individual assessments- Delivered deaf awareness sessions to over 2,000 parents/guardians, teachers and influential community representatives - Over 10,000 direct and indirect individuals have benefitted from our projects in Malawi. - Facilitated the establishment of active Parent Teacher Associations through training for over 300 parents/guardians. - Three specialist teachers appointed by Ministry of Education for the deaf, the blind and learning difficulties. 36 learners are currently enrolled at the Resource Centre, which was designed and built through Woodford. - Conducted training sessions on identifying and handling hearing impaired children in mainstream schools for 112 student teachers as part of their teacher training. - Set up small business ventures to assist with provision of school notebooks and pens - The supported parent groups have independently started school porridge feeding programme with six out of thirteen schools in the area. The remaining seven schools will be starting soon. This feeds all the children in schools and not just those with hearing impairments - Continued sensitisation meeting within their communities explaining the importance of education to all children regardless of their abilities or disabilities.

Zambia: In this last financial period we have been able to run the first Teacher Awareness and Communication Training (TACT) session, which enabled teaching professional to learn basic information and skills so as to better assist deaf children in their schools. Woodford continues to collaborate with Zambia Deaf Youth and Women (ZDYW) to develop appropriate projects which can enable deaf people to work themselves out of poverty. It is expected that funding will be obtained in the near future.

THE WOODFORD FOUNDATION

TRUSTEES ANNUAL REPORT *(continued)*

PERIOD FROM 1 APRIL 2012 TO 30 SEPTEMBER 2013

FINANCIAL REVIEW

Results

The Statement of Financial Activities on page 11 shows total incoming resources of £589,185 and net outgoing resources for the period of £2,539.

Reserves policy

It is the trustees' policy to ensure that we maintain a readily realisable reserve sufficient to cover three months of overhead costs.

Investment policy

Due to the level of funds held, the trustees do feel it is necessary to have a formal investment policy. This will be reviewed annually.

Financial Support

We are indebted to all our donors for their support, both financial and otherwise, without which it would not have not been possible to achieve all that we did last year. Substantial donations have been received from the following, but we wish to thank everybody who has supported our work.

Devon Deaf Church
Educational and General Charitable Trust
Farnborough Deaf Church
Frederick William Carter Trust
Gilchrist Educational Trust
Haddenham and District Rotary Club
Herrod Foundation
Marr-Munning Trust
Miss Jeanne Bisgood's Charitable Trust
Much Wenlock Church Lunch Group
Oakdale Trust
P F Charitable Trust
Paradigm Norton Trust
Payne Gallwey 1989 Charitable Trust
Petros Trust
Strive (Overseas) Ltd
The Alchemy Foundation
The Beatrice Laing Trust
The Bryan Guinness Charitable Trust
The Cauda Trust
The Dischma Charitable Trust
The Equitable Charitable Trust
The Margaret McEwen Trust
The Molitor Charitable Trust
The Rotary Club of Shrewsbury Darwin Trust Fund
The Scott Bader Commonwealth Limited
The Sylvia Adams Charitable Trust
The Toy Trust
The Tula Trust Ltd

Special thanks to our UK partners:

Comic Relief
SignHealth UK

THE WOODFORD FOUNDATION

TRUSTEES ANNUAL REPORT *(continued)*

PERIOD FROM 1 APRIL 2012 TO 30 SEPTEMBER 2013


Sense Scotland

PLANS FOR FUTURE PERIODS

In early 2013 the trustees decided that to move the charity forward, in line with Doreen Woodford's wish that the charity change its name. The incorporated charity Signal, Sensory Impairment Globally Nationally and Locally (Charity Number 1151615) was created in April 2013. The Woodford Foundation officially amalgamated/merged with Signal in October 2013, following a launch and rebranding exercise.

INDEPENDENT EXAMINER

D C Blofield BSc FCA has been re-appointed as independent examiner for the ensuing year.

A rectangular box containing a handwritten signature in black ink that reads "Rod Clark".

Signed on behalf of the trustees

Rod Clark
Chairman

7 March 2014

THE WOODFORD FOUNDATION

INDEPENDENT EXAMINER'S REPORT TO THE TRUSTEES OF THE WOODFORD FOUNDATION

PERIOD FROM 1 APRIL 2012 TO 30 SEPTEMBER 2013

I report on the accounts of the charity for the period from 1 April 2012 to 30 September 2013 which are set out on pages 11 to 17.

RESPECTIVE RESPONSIBILITIES OF TRUSTEES AND EXAMINER

The charity's trustees are responsible for the preparation of the accounts. The charity's trustees consider that an audit is not required for this period under section 144(2) of the Charities Act 2011 (the 2011 Act) and that an independent examination is needed.

It is my responsibility to:

- examine the accounts under section 145 of the 2011 Act;
- to follow the procedures laid down in the general Directions given by the Charity Commission under section 145(5)(b) of the 2011 Act; and
- to state whether particular matters have come to my attention.

BASIS OF INDEPENDENT EXAMINER'S REPORT

My examination was carried out in accordance with the general Directions given by the Charity Commission. An examination includes a review of the accounting records kept by the charity and a comparison of the accounts presented with those records. It also includes consideration of any unusual items or disclosures in the accounts, and seeking explanations from you as trustees concerning any such matters. The procedures undertaken do not provide all the evidence that would be required in an audit and consequently no opinion is given as to whether the accounts present a 'true and fair view' and the report is limited to those matters set out in the statement below.

INDEPENDENT EXAMINER'S STATEMENT

In connection with my examination, no matter has come to my attention:


(1) which gives me reasonable cause to believe that in any material respect the requirements:

- to keep accounting records in accordance with section 130 of the 2011 Act; and
- to prepare accounts which accord with the accounting records and comply with the accounting requirements of the 2011 Act

have not been met; or

(2) to which, in my opinion, attention should be drawn in order to enable a proper understanding of the accounts to be reached.

THE WOODFORD FOUNDATION
INDEPENDENT EXAMINER'S REPORT TO THE TRUSTEES OF THE
WOODFORD FOUNDATION *(continued)*
PERIOD FROM 1 APRIL 2012 TO 30 SEPTEMBER 2013

A handwritten signature in blue ink, appearing to be 'D C Blofield', written on a light-colored, textured paper background.

D C Blofield BSc FCA
Independent examiner

Emstrey House
Shrewsbury Business Park
Shrewsbury
Shropshire
SY2 6LG

7 March 2014

THE WOODFORD FOUNDATION
STATEMENT OF FINANCIAL ACTIVITIES
PERIOD FROM 1 APRIL 2012 TO 30 SEPTEMBER 2013

	Note	Unrestricted Funds £	Restricted Funds £	Total Funds Period from 1 Apr 12 to 30 Sep 13 £	Total Funds Year to 31 Mar 12 £
INCOMING RESOURCES					
Incoming resources from generating funds:					
Voluntary income	2	37,073	408,018	445,091	217,404
Activities for generating funds	3	2,667	–	2,667	11,477
Investment income	4	570	–	570	208
Incoming resources from charitable activities	5	47,196	92,726	139,922	32,640
Other incoming resources	6	935	–	935	1,538
TOTAL INCOMING RESOURCES		<u>88,441</u>	<u>500,744</u>	<u>589,185</u>	<u>263,267</u>
RESOURCES EXPENDED					
Costs of generating funds:					
Costs of generating voluntary income	7	(15,475)	(56,597)	(72,072)	(21,958)
Charitable activities	8/9	(15,771)	(494,898)	(510,669)	(268,011)
Governance costs	10	(6,127)	(2,856)	(8,983)	(5,756)
TOTAL RESOURCES EXPENDED		<u>(37,373)</u>	<u>(554,351)</u>	<u>(591,724)</u>	<u>(295,725)</u>
NET OUTGOING RESOURCES FOR THE PERIOD	11	51,068	(53,607)	(2,539)	(32,458)
RECONCILIATION OF FUNDS					
Total funds brought forward		<u>69,596</u>	<u>113,619</u>	<u>183,215</u>	<u>215,673</u>
TOTAL FUNDS CARRIED FORWARD		<u>120,664</u>	<u>60,012</u>	<u>180,676</u>	<u>183,215</u>

The Statement of Financial Activities includes all gains and losses in the year and therefore a statement of total recognised gains and losses has not been prepared.

All of the above amounts relate to continuing activities.

The notes on pages 13 to 17 form part of these financial statements.

THE WOODFORD FOUNDATION


BALANCE SHEET

30 SEPTEMBER 2013

	Note	30 Sep 13 £	£	31 Mar 12 £
FIXED ASSETS				
Tangible assets	13		14,733	30,823
CURRENT ASSETS				
Debtors	14	23,539		2,370
Cash at bank and in hand		<u>281,129</u>		<u>150,596</u>
		304,668		152,966
CREDITORS: Amounts falling due within one year	15	<u>(138,725)</u>		<u>(574)</u>
NET CURRENT ASSETS			165,943	152,392
TOTAL ASSETS LESS CURRENT LIABILITIES			<u>180,676</u>	<u>183,215</u>
NET ASSETS			<u>180,676</u>	<u>183,215</u>
FUNDS				
Restricted income funds	16		60,012	113,619
Unrestricted income funds	17		<u>120,664</u>	<u>69,596</u>
TOTAL FUNDS			<u>180,676</u>	<u>183,215</u>

These financial statements have been prepared in accordance with the Financial Reporting Standard for Smaller Entities (effective April 2008).

These financial statements were approved by the members of the committee and authorised for issue on the 7 March 2014 and are signed on their behalf by:



ROD CLARK (CHAIRMAN)
Director

The notes on pages 13 to 17 form part of these financial statements.

THE WOODFORD FOUNDATION

NOTES TO THE FINANCIAL STATEMENTS

PERIOD FROM 1 APRIL 2012 TO 30 SEPTEMBER 2013

1. ACCOUNTING POLICIES

Basis of accounting

The financial statements have been prepared under the historical cost convention and in accordance with the Financial Reporting Standard for Smaller Entities (effective April 2008), and the requirements of the Statement of Recommended Practice 'Accounting and Reporting by Charities' issued in March 2005 (SORP 2005).

Fixed assets

All fixed assets are initially recorded at cost.

Depreciation

Depreciation is calculated so as to write off the cost of an asset, less its estimated residual value, over the useful economic life of that asset as follows:

Equipment	-	20% on cost
Motor Vehicles	-	20% on cost

2. VOLUNTARY INCOME

	Unrestricted Funds £	Restricted Funds £	Total Funds 2013 £	Total Funds 2012 £
Donations				
Donations	17,028	310	17,338	71,465
Gifts				
Gifts	45	-	45	-
Grants receivable				
Comic Relief	-	175,041	175,041	40,655
SignHealth UK	-	78,723	78,723	-
Rowan Charitable Trust	-	-	-	5,000
Beatrice Laing Trust	-	10,200	10,200	7,500
Sense Scotland	-	92,512	92,512	63,516
Sylvia Adams Charitable Trust	-	4,372	4,372	15,268
Marr Munning Trust's Joan Honour Tribute Fund	-	-	-	10,000
Souter Charitable Trust	-	-	-	4,000
The Christopher Reeves Charitable Trust	20,000	-	20,000	-
Herrod Foundation	-	7,500	7,500	-
Allan & Nesta Ferguson Charitable Trust	-	9,000	9,000	-
The Equitable Charitable Trust	-	16,330	16,330	-
Other grants	-	14,030	14,030	-
	<u>37,073</u>	<u>408,018</u>	<u>445,091</u>	<u>217,404</u>

THE WOODFORD FOUNDATION

NOTES TO THE FINANCIAL STATEMENTS

PERIOD FROM 1 APRIL 2012 TO 30 SEPTEMBER 2013

3. INCOMING RESOURCES FROM ACTIVITIES FOR GENERATING FUNDS

	Unrestricted Funds	Total Funds 2013	Total Funds 2012
	£	£	£
Fundraising events	<u>2,667</u>	<u>2,667</u>	<u>11,477</u>

4. INVESTMENT INCOME

	Unrestricted Funds	Total Funds 2013	Total Funds 2012
	£	£	£
Bank interest receivable	<u>570</u>	<u>570</u>	<u>208</u>

5. INCOMING RESOURCES FROM CHARITABLE ACTIVITIES

	Unrestricted Funds	Restricted Funds	Total Funds 2013	Total Funds 2012
	£	£	£	£
Management fees	47,196	–	47,196	32,640
Shropshire Deafness Association fees	–	92,726	92,726	–
	<u>47,196</u>	<u>92,726</u>	<u>139,922</u>	<u>32,640</u>

6. OTHER INCOMING RESOURCES

	Unrestricted Funds	Total Funds 2013	Total Funds 2012
	£	£	£
Everyclick	236	236	893
Gift Aid HMRC	252	252	645
Charities Trust	447	447	–
	<u>935</u>	<u>935</u>	<u>1,538</u>

7. COSTS OF GENERATING VOLUNTARY INCOME

	Unrestricted Funds	Restricted Funds	Total Funds 2013	Total Funds 2012
	£	£	£	£
Fundraising and publicity	<u>15,475</u>	<u>56,597</u>	<u>72,072</u>	<u>21,958</u>

8. COSTS OF CHARITABLE ACTIVITIES BY FUND TYPE

	Unrestricted Funds	Restricted Funds	Total Funds 2013	Total Funds 2012
	£	£	£	£
Operational activity	10,348	340,901	351,249	171,937
Support costs	5,423	153,997	159,420	96,074
	<u>15,771</u>	<u>494,898</u>	<u>510,669</u>	<u>268,011</u>

THE WOODFORD FOUNDATION

NOTES TO THE FINANCIAL STATEMENTS

PERIOD FROM 1 APRIL 2012 TO 30 SEPTEMBER 2013

9. COSTS OF CHARITABLE ACTIVITIES BY ACTIVITY TYPE

	Activities undertaken directly £	Grant funding activities £	Support costs £	Total Funds 2013 £	Total Funds 2012 £
Operational activity	<u>124,326</u>	<u>226,923</u>	<u>159,419</u>	<u>510,668</u>	<u>268,011</u>

10. GOVERNANCE COSTS

	Unrestricted Funds £	Restricted Funds £	Total Funds 2013 £	Total Funds 2012 £
Accountancy fees	591	2,631	3,222	1,680
Interest payable	329	225	554	386
Depreciation	<u>5,207</u>	<u>–</u>	<u>5,207</u>	<u>3,690</u>
	<u>6,127</u>	<u>2,856</u>	<u>8,983</u>	<u>5,756</u>

11. NET OUTGOING RESOURCES FOR THE PERIOD

This is stated after charging:

	Period from 1 Apr 12 to 30 Sep 13 £	Year to 31 Mar 12 £
Depreciation	<u>16,678</u>	<u>11,338</u>

12. STAFF COSTS AND EMOLUMENTS

Total staff costs were as follows:

	Period from 1 Apr 12 to 30 Sep 13 £	Year to 31 Mar 12 £
Wages and salaries	164,416	82,820
Social security costs	<u>15,933</u>	<u>8,503</u>
	<u>180,349</u>	<u>91,323</u>

Particulars of employees:

The average number of employees during the period, calculated on the basis of full-time equivalents, was as follows:

	Period from 1 Apr 12 to 30 Sep 13 No	Year to 31 Mar 12 No
Direct charitable staff	2	2
Fundraising staff	<u>3</u>	<u>1</u>
	<u>5</u>	<u>3</u>

THE WOODFORD FOUNDATION
NOTES TO THE FINANCIAL STATEMENTS
PERIOD FROM 1 APRIL 2012 TO 30 SEPTEMBER 2013

12. STAFF COSTS AND EMOLUMENTS *(continued)*

No employee received remuneration of more than £60,000 per annum during the period (2012 - Nil).

13. TANGIBLE FIXED ASSETS

	Equipment	Motor Vehicles	Total
	£	£	£
COST			
At 1 April 2012	20,496	36,200	56,696
Additions	588	—	588
At 30 September 2013	<u>21,084</u>	<u>36,200</u>	<u>57,284</u>
DEPRECIATION			
At 1 April 2012	11,393	14,480	25,873
Charge for the period	5,818	10,860	16,678
At 30 September 2013	<u>17,211</u>	<u>25,340</u>	<u>42,551</u>
NET BOOK VALUE			
At 30 September 2013	<u>3,873</u>	<u>10,860</u>	<u>14,733</u>
At 31 March 2012	<u>9,103</u>	<u>21,720</u>	<u>30,823</u>

The acquisition of the motor vehicles was funded entirely by grants specifically for the purposes of the programmes in Malawi and Uganda.

14. DEBTORS

	30 Sep 13	31 Mar 12
	£	£
Trade debtors	10,938	—
Other debtors	22	22
Prepayments and accrued income	12,579	2,348
	<u>23,539</u>	<u>2,370</u>

15. CREDITORS: Amounts falling due within one year

	30 Sep 13	31 Mar 12
	£	£
Trade creditors	303	—
Accruals	138,422	574
	<u>138,725</u>	<u>574</u>

THE WOODFORD FOUNDATION

NOTES TO THE FINANCIAL STATEMENTS

PERIOD FROM 1 APRIL 2012 TO 30 SEPTEMBER 2013

16. RESTRICTED INCOME FUNDS

	Balance at 1 Apr 2012 £	Incoming resources £	Outgoing resources £	Transfers £	Balance at 30 Sep 2013 £
Tanzania Vocational Training Centre	15,198	32,012	(60,206)	–	(12,996)
Malawi Roaming Teachers	4,000	208,898	(196,432)	–	16,466
Uganda	–	109,251	(131,477)	32,427	10,201
Comic Relief	32,427	–	–	(32,427)	–
Sense Scotland	61,994	53,857	(69,150)	–	46,701
Zambia	–	4,000	(4,360)	–	(360)
Shropshire Deafness Association	–	92,726	(92,726)	–	–
	<u>113,619</u>	<u>500,744</u>	<u>(554,351)</u>	<u>–</u>	<u>60,012</u>

17. UNRESTRICTED INCOME FUNDS

	Balance at 1 Apr 2012 £	Incoming resources £	Outgoing resources £	Balance at 30 Sep 2013 £
General Funds	<u>69,596</u>	<u>88,441</u>	<u>(37,373)</u>	<u>120,664</u>

18. ANALYSIS OF NET ASSETS BETWEEN FUNDS

	Tangible fixed assets £	Net current assets £	Total £
Restricted Income Funds:			
Tanzania Vocational Training Centre	–	(12,996)	(12,996)
Malawi Roaming Teachers	–	16,466	16,466
Uganda	6,000	4,201	10,201
Sense Scotland	5,474	41,227	46,701
Zambia	–	(360)	(360)
	<u>11,474</u>	<u>48,538</u>	<u>60,012</u>
Unrestricted Income Funds	<u>3,259</u>	<u>117,406</u>	<u>120,665</u>
Total Funds	<u>14,733</u>	<u>165,944</u>	<u>180,677</u>

THE WOODFORD FOUNDATION
MANAGEMENT INFORMATION
PERIOD FROM 1 APRIL 2012 TO 30 SEPTEMBER 2013

**The following pages do not form part of the statutory financial statements
which are the subject of the independent examiner's report on pages 9 to 10.**

THE WOODFORD FOUNDATION
DETAILED STATEMENT OF FINANCIAL ACTIVITIES
PERIOD FROM 1 APRIL 2012 TO 30 SEPTEMBER 2013

	Period from 1 Apr 12 to 30 Sep 13	Year to 31 Mar 12
	£	£
INCOMING RESOURCES		
VOLUNTARY INCOME		
Donations	17,338	71,465
Gifts	45	–
Comic Relief	175,041	40,655
SignHealth UK	78,723	–
Rowan Charitable Trust	–	5,000
Beatrice Laing Trust	10,200	7,500
Sense Scotland	92,512	63,516
Sylvia Adams Charitable Trust	4,372	15,268
Marr Munning Trust's Joan Honour Tribute Fund	–	10,000
Souter Charitable Trust	–	4,000
The Christopher Reeves Charitable Trust	20,000	–
Herrod Foundation	7,500	–
Allan & Nesta Ferguson Charitable Trust	9,000	–
The Equitable Charitable Trust	16,330	–
Other grants	14,030	–
	<u>445,091</u>	<u>217,404</u>
ACTIVITIES FOR GENERATING FUNDS		
Fundraising events	2,667	11,477
INVESTMENT INCOME		
Bank interest receivable	570	208
INCOMING RESOURCES FROM CHARITABLE ACTIVITIES		
Management fees	47,196	32,640
Shropshire Deafness Association fees	92,726	–
	<u>139,922</u>	<u>32,640</u>
OTHER INCOMING RESOURCES		
Everyclick	236	893
Gift Aid HMRC	252	645
Charities Trust	447	–
	<u>935</u>	<u>1,538</u>
TOTAL INCOMING RESOURCES	<u>589,185</u>	<u>263,267</u>

THE WOODFORD FOUNDATION
DETAILED STATEMENT OF FINANCIAL ACTIVITIES
PERIOD FROM 1 APRIL 2012 TO 30 SEPTEMBER 2013

	Period from 1 Apr 12 to 30 Sep 13	Year to 31 Mar 12
	£	£
COSTS OF GENERATING VOLUNTARY INCOME		
Fundraising costs	–	2,243
Fundraising salaries	66,526	18,180
Fundraising Employer's NIC	5,547	1,535
	<u>72,073</u>	<u>21,958</u>
CHARITABLE ACTIVITIES		
Direct charitable expenses	351,249	171,937
Wages and salaries	97,890	64,640
Employer's NIC	10,386	6,968
Rent	10,500	5,238
Rates & water	90	48
Light & heat	1,241	797
Repairs & maintenance	453	97
Insurance	645	345
Sundry expenses	740	–
Staff and volunteer costs	2,967	1,961
Motor and travel costs	10,291	4,368
Telephone	1,682	870
Office expenses	11,063	3,094
Depreciation	11,471	7,648
	<u>510,668</u>	<u>268,011</u>
GOVERNANCE COSTS		
Accountancy fees	3,222	1,680
Interest payable	554	386
Depreciation	5,207	3,690
	<u>8,983</u>	<u>5,756</u>
TOTAL RESOURCES EXPENDED	<u>591,724</u>	<u>295,725</u>
NET OUTGOING RESOURCES FOR THE PERIOD	<u>(2,539)</u>	<u>(32,458)</u>